

Hybrid and Flipped Learning

new ways of delivering lessons

Richard Twigg

Your Opinions

<https://www.menti.com/zjsmyg6nrj>



Who are we?

- Richard Twigg – Teacher Trainer
- Costantino Mifsud – Operations Manager
- Experienced teacher trainer
- Knowledge of the local education system
- Testimonials on website

www.englishconsultancy.com

Traditional Lessons

- Face to Face
 - Teachers most confident with
 - Most common
- Blended
 - Some teachers familiar with
 - Way of boosting course hours
- Online
 - Some teachers less confident with
 - Recent addition

Face to Face

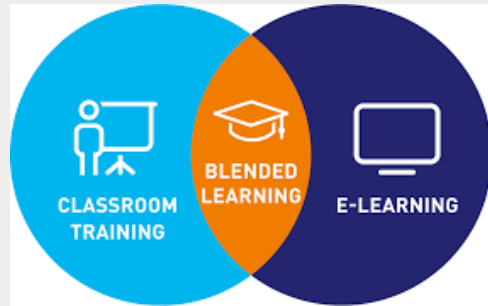


"sage on the stage"

Alison King (1993) From Sage on the Stage to Guide on the Side, College Teaching

- Teacher's initial experience of teaching
- Physical presence
- Able to move around
- Whiteboard
- Group and pair work

Blended



- Mix of face to face and self access study
- Usually using VLE
- Pearson first publisher to have quality VLE
- Traditional workbook online

Online



- Involves technology
- Not all teachers have experience with online teaching

Alison King (1993) From Sage on the Stage to Guide on the Side, College Teaching

Feeling of isolation

- Classroom management issues

Hybrid Lessons



- Mix of Face to Face and Online
 - ✓ Maximise student numbers
 - ✓ Some students physically in classroom
 - ✓ Others following live on line
- No new teaching skills needed
- Same quality for both

Advantages of Hybrid Lessons



- Students don't miss lessons if sick
- Possible to teach the whole class at the same time
- Engage with teacher pre and post course (EFL only)
- Avoid double work

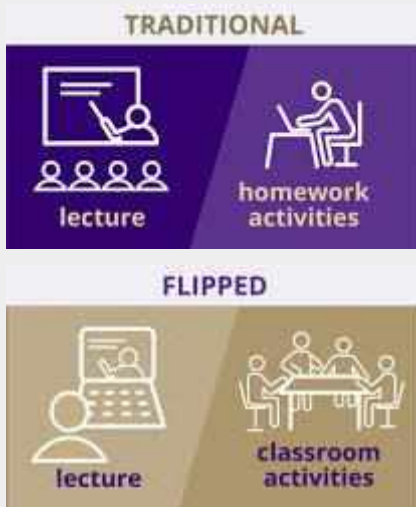
Hybrid Lessons

- Investment in technology
 - Laptops / tablets for in-school students
 - Video conferencing equipment
 - Mobile phones
 - Headphones
 - IWB
 - Projector and screen
 - Bluetooth keyboard

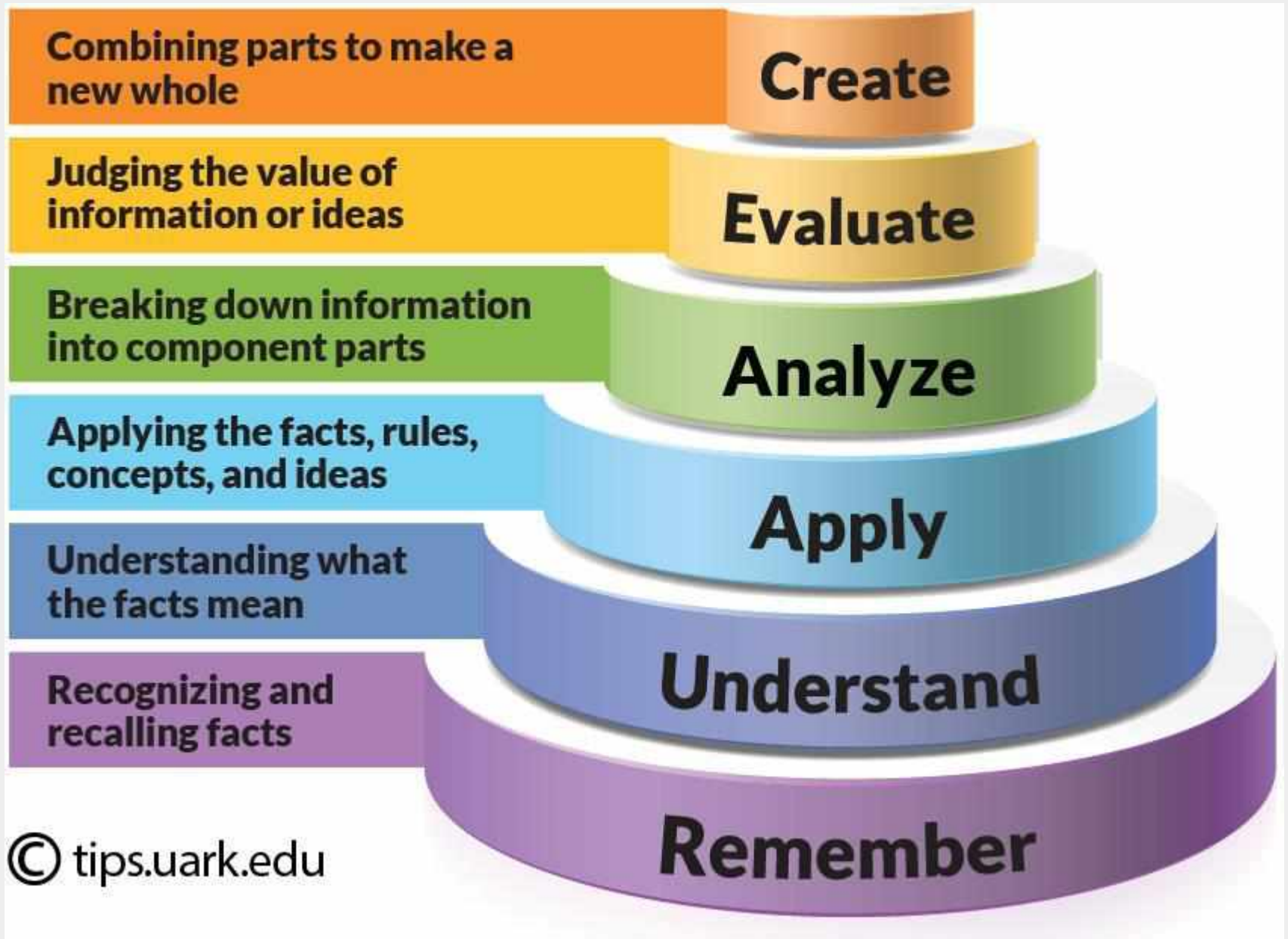
Flipping the classroom

Flipping the classroom (also known as “inverting” a **classroom**) is a “pedagogy-first” approach to **teaching** in which course materials are introduced outside of class, and in-class time is re-purposed for inquiry, application, and assessment in order to better meet the needs of individual learners.

Flipped Lessons



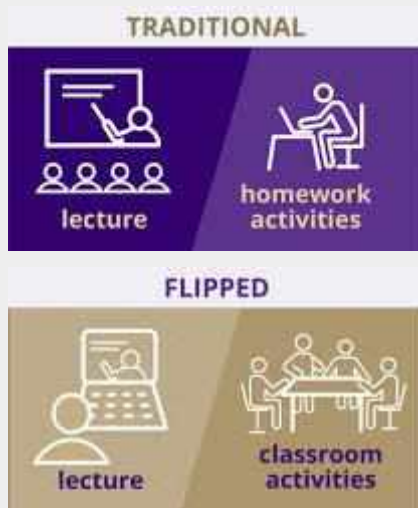
- Turning the lesson on its head
- What is traditionally done at **school ...**
- ... is now done at **home**
- What is traditionally done as **homework ...**
- ... is now done in **class**



© tips.uark.edu

https://www.youtube.com/watch?v=qdKzSq_t8k8

Flipped Lessons



- More one-to-one time between teacher and student
- More collaboration time for students
- Students learn at their own pace
- Encourages students to come to class prepared
- Teachers gets to work with weaker students
- Guide on the side

Flipped Teaching

- Jon Bergman – One of the pioneers of Flipped Learning

<https://youtu.be/-hwu3xqbMKw>

<https://www.youtube.com/watch?v=->

[fFYyTwCo9c](https://www.youtube.com/watch?v=-fFYyTwCo9c)

What flipped learning IS

- Student centred
- Engages students in active learning
- Constructivist
- Deeper thinking

What flipped learning is NOT

- Online learning
- Videotaped lessons
- Pure blended learning

4 pillars of flipped learning

- Flexible Learning Environment
- Learning Culture
- Intentional Content
- Professional Educator

Hybrid and Flipped Learning

A new way of delivering lessons

- A 6-hour online training course
- Sharing ideas and best practice
- Delivered in slots of 1 hour each
- Once a week – two time slots

Hybrid and Flipped Learning

new ways of delivering lessons

1. Understanding a flipped lesson
2. Benefits of hybrid lessons
3. Edmodo, Screen Capture, Padlet & Google Forms
4. Blooms Taxonomy of Learning
5. How to flip your classroom
6. Task Based Learning
7. (Showcasing best practice)

Thank you

richard@englishconsultancy.com



Richard Twigg

www.englishconsultancy.com